

name	ECLIPS TORNADO 3000lm	
ref	464147	ECLIPS TORNADO 3000m 3000K LEAF TEXTURED WHITE
	464157	ECLIPS TORNADO 3000m 4000K LEAF TEXTURED WHITE
	464126	ECLIPS TORNADO 3000m 3000K LEAF TEXTURED BLACK
	464136	ECLIPS TORNADO 3000m 4000K LEAF TEXTURED BLACK
ref	464247	ECLIPS TORNADO 3000m 3000K TORSION TEXTURED WHITE
	464257	ECLIPS TORNADO 3000m 4000K TORSION TEXTURED WHITE
	464226	ECLIPS TORNADO 3000m 3000K TORSION TEXTURED BLACK
	464236	ECLIPS TORNADO 3000m 4000K TORSION TEXTURED BLACK

GENERAL SPECIFICATIONS:

safe distance to object	☹ - 0,1m - ☹	
lamp / (lum.flux) / (colortemp)	PREVALED DC 3000lm	3000K/4000K
fitting	none	Zhaga
watt / (Vf)	26,1W	Vf = 43,5V
current	600mA DC	
symbol		
gear	converter not incorporated	
ip/class	IP20	
application	Interior - ceiling mounted	
orientability	359° rotating  30° tilt	
dimmiability	see converter	
weight		
beamangle	17°-24°-40° (see head)	
CRI	80	
SDCM	<3	

GENERAL ACCESSORIES:

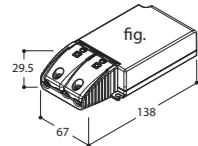
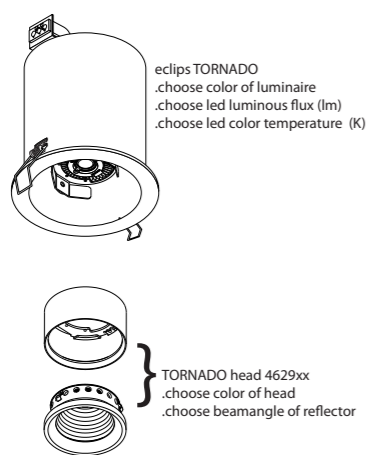


fig. 930650	TORNADO REMOTE CONVERTER +WIRING (35W) 1x3000lm 600mA
fig. 930651	TORNADO REMOTE CONVERTER +WIRING (35W) DALI DIM 1x3000lm 600mA

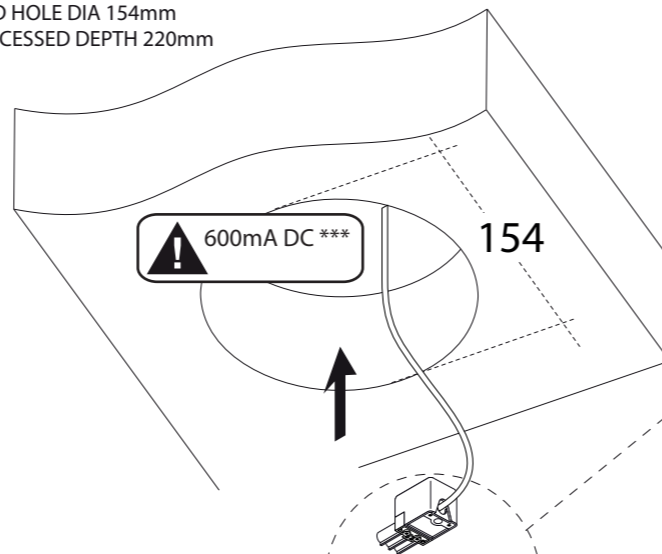
TABLE REFLECTOR SYSTEM



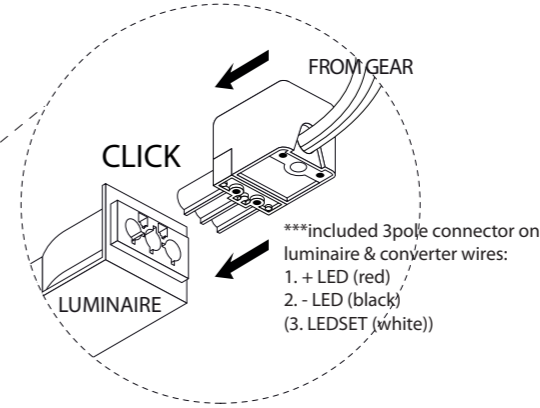
☉ TORNADO REFL. SYSTEM	17°	24°	40°
TEXT. WHITE	462917	462927	462947
TEXT. BLACK	462916	462926	462946
☉ HONEYCOMB BLACK ANO	700996		

DEDICATED DRIVERS: SEE CONVERTER TABLE  
REMARK: ONE TORNADO REFLECTOR SYSTEM PER LEDMODULE

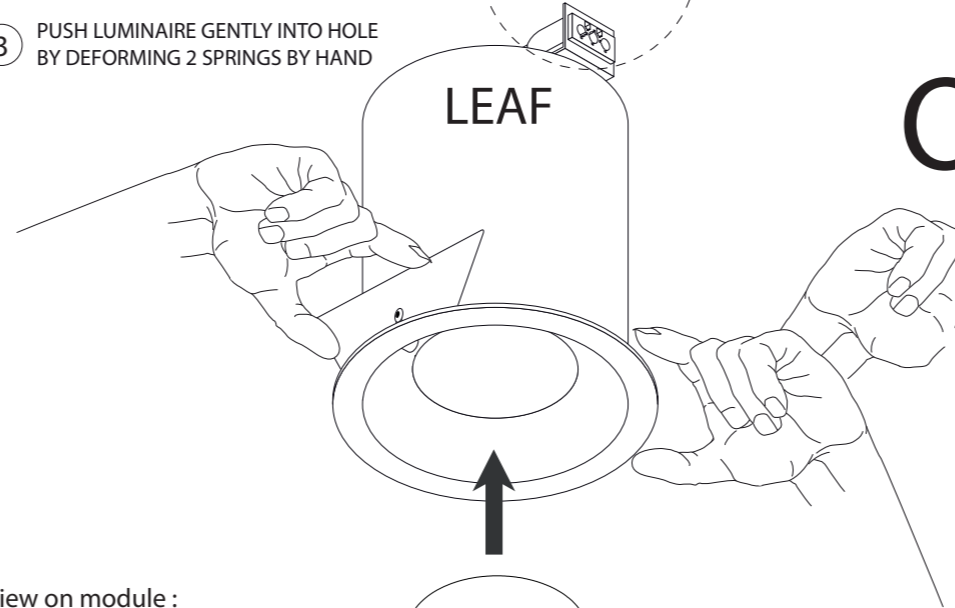
1 MAKE ROUND HOLE DIA 154mm WITH MIN. RECESSED DEPTH 220mm



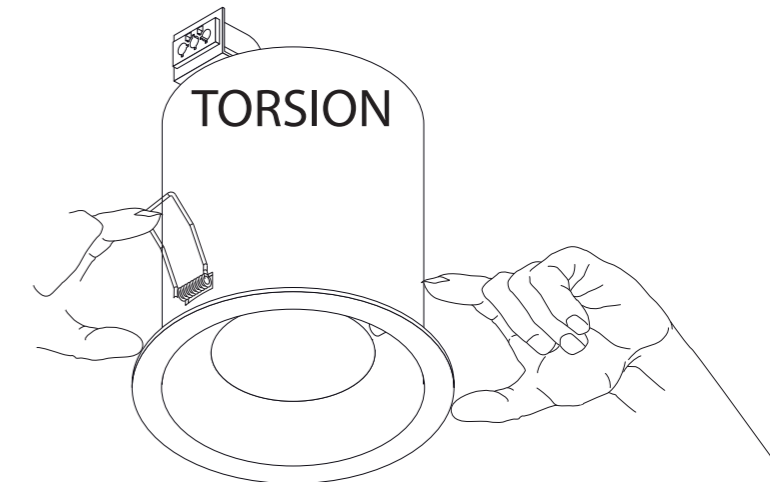
2 MAKE CONNECTION BETWEEN GEAR (NOT INCLUDED) AND LUMINAIRE ! MALE AND FEMALE CONNECTORS ARE INCLUDED !



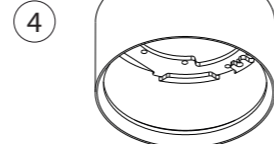
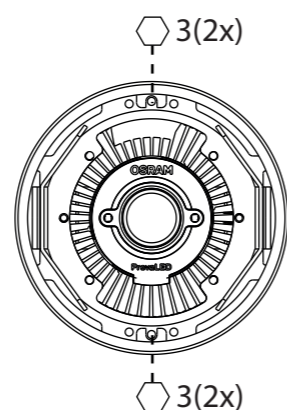
3 PUSH LUMINAIRE GENTLY INTO HOLE BY DEFORMING 2 SPRINGS BY HAND



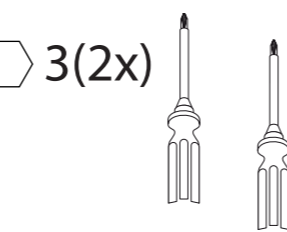
OR



View on module :



3(2x)



TORNADO head 4629xx  
.choose color of head  
.choose beamangle of reflector

CLICK



ALWAYS DISCONNECT MAINS POWER SUPPLY FROM CONVERTER BEFORE SWITCHING "ON" LED LUMINAIRES TO PREVENT HOT PLUGGING ISSUES